


# Tams Creations

## Blackwork Challenge 2

<http://www.tamscreations.com>



Virtual stitches

Stitches : 126 x 126

Size : 22.9 x 22.9 cm

Usage : 29m (4 skeins) per strand

Instructions : start in the center, complete sections 3 & 4, then the outer sections.

Note : 2 square overlap indicated in light grey.

Key :  Backstitch


 Center markers


# Tams Creations

## Blackwork Challenge 2

<http://www.tamscreations.com>

Center zoom : this page is in addition to the main chart to help get you started.






Copyright © Tams Creations

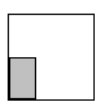


1

**Tams Creations** *Blackwork Challenge 2*



Copyright © Tams Creations



2

Tams Creations <sup>+</sup> Blackwork Challenge 2

50

60

70

80

90

10

10

20

20

30

30

40

40

50

50

60

60

70

70

50

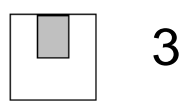
60

70

80

90

Copyright © Tams Creations



**Tams Creations** *Blackwork Challenge 2*

50

60

70

80

90

70

70

80

80

90

90

100

100

110

110

120

120

130

130

50

60

70

80

90

Copyright © Tams Creations



4

Tams Creations

Blackwork Challenge 2

100

110

120

130

10

10

20

20

30

30

40

40

50

50

60

60

70

70

100

110

120

130


Copyright © Tams Creations



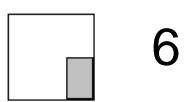
5

Tams Creations

Blackwork Challenge 2



Copyright © Tams Creations



Tams Creations <sup>+</sup> Blackwork Challenge 2